



Euphorbia esula

Leafy Spurge

Other common names:
esula spurge

Euphorbiaceae, the spurge family
Category: CONTAINMENT



Diagnostic Characteristics

- Perennial; grows up to 3 feet tall
- Crowns produce pink buds where new shoots develop
- Stems are thickly clustered
- Leaves are alternate and linear to narrowly oblanceolate shaped
- Stems and leaves exude a milky white latex when cut or broken
- Flowers are yellow-green, surrounded by heart-shaped, showy, yellow-green bracts

Background

- Native to southwestern Europe; possibly introduced from soil carried as ballast in cargo ships between 1600's and 1700's
- Inhabits rangelands, stream banks, non-crop areas, disturbed sites, and rights-of-way
- Reproduces by seed and vegetatively from extensive creeping roots
- **Milky latex in all parts of the plant can produce blisters and dermatitis in humans, cattle, horses, and may cause permanent blindness if rubbed into the eye**




Photo Credit:

J.M. DiTomaso, The Regents of the University of California

Leafy Spurge

Euphorbia esula

Present

-  No
-  Yes
-  Eradicated

